

INTRODUCTION

Drawing is an important part of literary development. As children draw together they often tell stories and readily “read” their drawings to each other. Young children consider their drawings to be actual writing. Children can look at their drawings and clearly retell a story and convey quite a sophisticated meaning.

There is a neurobiological processing link between ability to draw and the ability to write. Drawing prepares the child for writing. As there is a strong link between the language system and the sensory-motor system, drawing will play an important part in developing the language capacity.

Scribbles are children’s first purposeful creative attempts. They seem nothing more than tangled up lines. However at a close look, the scribbles have a form, they represent a creation. With a few simple lines they can be transformed into meaningful creations. Connecting the scribbling attempts with language will bring enjoyment and importance to children’s creations.

Circles and circular movements are a big step in the creative development. Simple lines and circular shapes give the young artist the necessary means to create a piece of art.

Children often confront tough challenges in their drawings. The difficulty is partly caused by the child’s limited motor coordination. However the biggest challenge is to find ways of drawing people, animals, things and events on the flat page. They have to analyse objects and actions into components. Some children are able to do it, some find that difficult as they have to have the capacity for imaginative problem-solving.

The artist used a simple child-like style of drawings to make it easy for any child to get involved in the process of improving each page to produce a piece of art to be proud of. It does not matter at what level of drawing the children are at, or on their artistic ability, the children are encouraged to use their imagination and skill successfully to finish the picture.

The activities are multipurpose. The children develop eye-hand coordination, drawing skills, writing readiness, imagination and planning skills. The activities enhance communication competence.

The settings are motivating, interesting and challenging. The children are given hints that make drawing easy and satisfying. The footnotes on each page are intended to guide the parent (teacher) to provide points of interest and encouragement to the young artist.

It is left to the child's imagination and skill to draw whatever is needed to make the whole scene complete. Some pictures are just started and left for the young artists to finish in their own style. There are some pages that guide the children step by step to produce a more complicated drawing and thus gain more skill to draw confidently harder pictures.

Having discovered a range of possibilities children can express their ideas with confidence and satisfaction. They will develop skills while they work, arranging, rearranging, deciding what to do next and how to do it. They will be able to carry out their own ideas and solve problems that arise in their own individual ways.

Encourage children to talk about the picture. Discuss the types of lines, shapes and colours they used or plan to use. Find out what materials the child wants to use, pencils, coloured pencils, wax crayons or oil pastels.


Give them encouragement, acknowledge their hard work and results.


Contents and List of Activities.

Page	Theme	Activities
1	Feeding time.	Finish the fish. Draw, clouds or the sun. Draw mozzies or bugs for the fish.
2	Celebrate with sparklers.	Draw sun like sparklers (or flowers).
3	The Yacht Race	Draw sailing boats. Who is winning. Who capsized?
4	Our home, the aquarium	Draw more fish and some food the fish.
5	Fishing	Draw clouds, maybe sun behind the clouds, rain, fish and birds.
6	Cute little kittens	Finish the 2 kittens, make their fur fluffy or spiky.
7	The mice love playing	Finish the climbing mice. Draw the rungs on the ladder and on the wheels.
8	Come to my Party on Mars	Draw stars and rockets.
9	I love turtles	Draw seaweed and jellyfish. Make patterns on the turtles' shells.
10	The Shark family	Draw the shark's teeth. Draw jellyfish and fish.
11	Our two birds are lost	Draw the lost birds among the birds. Draw the children's faces.
12	My street	Finish the houses, draw windows, doors, garage roller doors, fence, cars.
13	The Chirp Family	Draw all the birds in the Chirp family.
14	I love seahorses	Change the snakes into seahorses.
15	Seagulls fishing	Draw fish in the sea and seagulls on the rocks.
16	Caterpillars	Draw flowers and caterpillars.
17	The nests are full of hatchlings.	Make the nests comfortable. Put baby birds in the nests. Draw birds feeding the babies.

Page	Theme	Activities
18	My Friends	Draw the friends' faces, screaming, smiling, talking, happy, sad.
19	The Possum Family	Draw a tree for possum mum. Put a baby possum in the small tree.
20	Children at a show	Finish the children watching a show.
21	Family Portrait	Make a portrait of your family.
22	The Bush Camp	Draw the children's faces.
23	We all love the sea	Draw waves, fish, birds, friends swimming with you.
24	Skipping around	Give each child a skipping rope. Draw their faces.
25	The possums are out	Draw more possums on the logs.
26	The Frog Pond	Draw frogs and mozzies for the frogs to eat.
27	The Diver	Draw the diver's face looking at some rocks, shells, jellyfish, corral, fish.
28	The Food Chain	Finish the big fish chasing other fish.
29	The land of spiders	Create spider land with cobwebs and spiders.
30	The hermit crabs	Finish the hermit crabs. Give them some food.
31	Five freckled frogs	Draw frogs on the rocks. Give them insects, flies and mozzies.
32	Chicks are hatching	Finish the chickens, draw baby chickens in the cracked eggs.
33	A hot day at the beach	Draw the children's faces. Are they happy? Give them a beach ball to play with.
34	The boating trip.	Draw boat with people in it. Make waves, maybe some fish in the water. Finish the faces.
35	Bandicoots in the park	Find all 14 bandicoots, finish and colour them.
36	The Pet Shop	Draw pets in the cages. Choose the pets you like. Are there any shoppers?
37	Choosing fish in the pet shop.	Put different fish in the aquariums.
38	Pet guinea pigs	Finish the guinea pigs' faces. Create an other scene.
39	Visit to the bird park	Finish the birds. Draw the children feeding them.
40	Marine Life	Finish the jellyfish, seashells and fish.
41	Emus in the bush	Finish the emus. Draw some grass and plants and worms.
42	The Train Ride	Draw the train track, bushes, people in the train.
43	On the farm	Turn the shapes into dogs, sheep, kennel, trees.
44	The Birthday Party	Put balloons and streamers around the room. Finish the children's faces. Put presents on the table.


The Yacht Race



 Draw more sailing boats. Who is the winner? Who will be last?

Cute Little Kittens



 What are they like? Soft and fluffy. Colourful.
Finish the two kittens. Make their fur fluffy (or spiky).

The Train Ride



Finish the picture.

Put people and the train drivers in the train windows.

Finish the train track and add some bushes or trees around the track.