

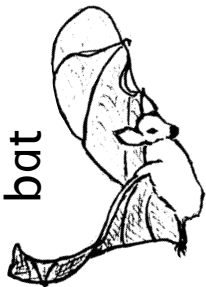
CONTENTS

Page	Activity	Aim — Develop — Reinforce
1 -7	Name the picture, look for the other matching picture. Connect them, stress the beginning sound, look at the corresponding letter. Colour the letters.	Visual discrimination. Spatial orientation. Eye-hand coordination.
8	Join all (e) with egg and all (j) with the jar of jam. With each connecting line repeat the sound the letter makes.	Visual discrimination.
9	Same activity as page 8. (o) -- octopus (f) -- frog	Letter recognition.
10	Same activity as page 8. (u) -- umbrella (r) -- rake	Spatial orientation (to draw lines from letters to the pictures).
11	Same activity as page 8. (g) -- goat (z) -- zebra	Eye-hand coordination.
12	Same activity as page 8. (c) -- capsicum (t) -- tomatoes	Visual figure ground perception (select the correct letters from the background of competing stimuli).
13	Same activity as page 8. (d) -- dog (k) -- kangaroo	
14	Same activity as page 8. (l) -- lamb (m) -- mice	Auditory-visual integration (picture - sound -letter).
15	Same activity as page 8. (v) -- van (b) -- bus	
16	Same activity as page 8. (p) -- pear (a) -- apple	Fine motor control.
17	Same activity as page 8. (n) -- nest (w) -- web	
18	Same activity as page 8. (c) -- carrots (s) -- strawberries	Figure ground perception.
19	Same activity as page 8. (i) -- igloo (h) -- house	
20	Helen and Peter have lots of balloons with the children's initials on them. Attach the balloons to their owners.	Visual discrimination, eye-hand coordination, spatial orientation. Figure ground perception.
21	What are the children's names? Write the initials on the balloons and on the children's T-shirts. (The teacher/parent may write the initials.) Attach the balloons to their owners.	
22	2 groups of balloons, 1 group hanging, the other floating around the room. Each group has letters from a to h printed on them. Join the loose balloons with the hanging ones. Colour each pair a different colour.	Visual discrimination, eye-hand coordination, spatial orientation.
23		Auditory-visual integration, letter-sound recognition.

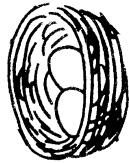


Page	Activity	Aim — Develop — Reinforce
24	Playing ball with a seal. Connect the pairs of balls with the matching letters. Colour the matching pairs.	Visual discrimination, eye-hand coordination, visual-verbal connection, letter recognition, auditory-visual integration.
25	Join the (s) with the sandwich, (h) with the hamburger, (c) with the cake and (p) with the pizza.	Visual discrimination, spatial orientation, figure ground, letter recognition.
26	Letter Search. Find and circle letters a g m . Use different colours.	Picture- word-sound-letter relationship. Visual discrimination, Visual figure ground perception. Fine motor control. Auditory-visual integration. Letter-sound recognition.
27	Letter Search. Find and circle letters d f e . Use different colours.	
28	Letter Search. Find and circle letters b i c . Use different colours.	
29	Letter Search. Find and circle letters n k h . Use different colours.	
30	Letter Search. Find and circle letters p l o . Use different colours.	
31	Letter Search. Find and circle letters v r s . Use different colours.	
32	Letter Search. Find and circle letters j w v . Use different colours when circling or colouring.	
33	Letter Search. Find and circle letters t u z . Use different colours when circling or colouring.	
34	Letter Search. Find and circle letters q y x . Use different colours when circling or colouring.	
35	Letter Search. Find and circle letters sh ch th . Use different colours when circling or colouring.	
36	<i>Top row</i> - picture + words. <i>Middle row</i> - letters (initial sounds). <i>Bottom row</i> - pictures identical to the top row. Look at the picture, the word, beginning letter, beginning sound. Join the picture with the letter in the middle and the matching bottom picture.	Visual discrimination. Figure ground perception. Eye-hand coordination. Auditory-visual integration.
41	12 pictures + words in 2 rows.	Visual-verbal integration. Visual discrimination. Figure ground perception. Eye-hand coordination. Auditory-visual integration.
42	12 letters in 2 rows.	
43	Join each picture with the beginning sound-letter.	
44 - 50	Join the words with their beginning letters (sounds) and match pictures.	
51 52	Join the (c) with the c words and the (ch) with the ch words. Join the (s) with the s words and the (sh) with the sh words.	

bat



nest



elephant



goat



hen



n

n

b

b

g


e

h


h

e

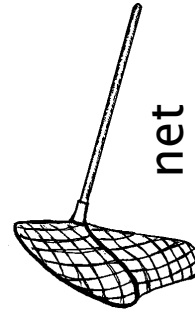
g



bear



egg



net



gecko



horse

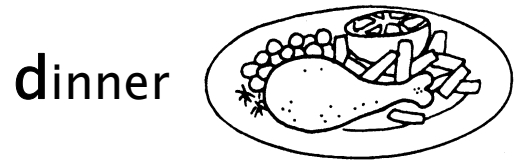
Join each picture with the initial sound of its name.

Circle the sounds



d	f	e
---	---	---

 in the letter search.



d
red



f
green



e
blue





LETTER SEARCH

d	i	f	e	h	j	d	e
f	h	j	d	i	f	e	i
i	d	e	j	f	i	h	d
h	j	f	e	i	h	d	j
e	h	i	j	d	f	e	d




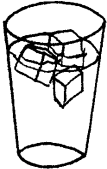


Use a different colour for each group of letters (sounds).

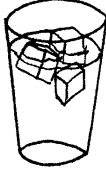





Yippie! More Balloons!



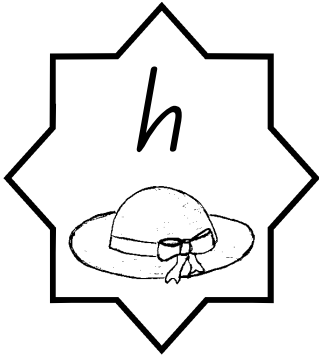
Join and colour the matching balloons using a different colour for each pair.

Snack Time


sandwich	
muffin	
apple	
water	
pie	
banana	

w	
a	
s	
b	
m	
p	


Join the matching pictures. Colour the beginning letters




tap



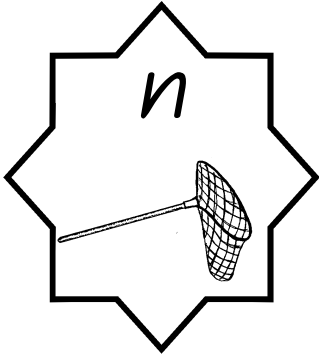
car




hat




net



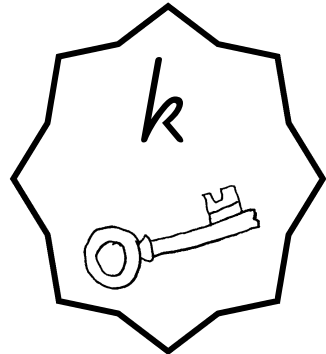
pencil




sock




web



ball



fork



key

Join the words with their beginning letters (sounds) and pictures.

g

g

g

z

g

g

z

z

g

g

z

z

z

z

g

g

g

g

z

z

