

CONTENTS

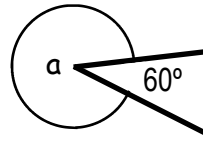
Page	Activities
III	Introduction
IV-VI	Angles. Definitions and diagrams.
VII	The Mini LUK
1 - 2	Identify and classify angles: acute, obtuse, right, straight, reflex, and revolution.
3	Measure and note the sizes of acute angles.
4	Measure and note the sizes of obtuse angles.
5 - 6	Measure and note the sizes of acute and obtuse angles.
7	Measure and note the sizes of angles (acute and obtuse) inside four triangles.
8	Measure and note the sizes of reflex angles.
9	Measure and note the sizes of all kind of angles: acute obtuse, right, straight, reflex and the angle of revolution.
10 - 11	Complementary angles. Subtract the known complementary angle from 90° to get the size of the other complementary angle.
12 - 14	Supplementary angles. Subtract the known supplementary angle from 90° to get the size of the other supplementary angle.
15 -17	Work out the sizes of the complementary and supplementary angles.
18	Subtract the two known complementary or supplementary angles to find the sizes of the unknown complementary or supplementary angles.
19 -23	Angles at a point. Subtract the known acute or obtuse angle from 360° to get the size of the unknown angle.
24	Subtract all known angles from 360° to get the size of the unknown angle.
25 -26	Find the sizes of the complementary, supplementary and of the angles at a point.
27	Vertically opposite angles. The vertically opposite angles are equal. Find the sizes of all unknown angles complementary, supplementary, angles at a point and vertically opposite.
28 -29	The corresponding angles are equal. Find the sizes of the unknown angles.
30 -31	Cointerior angles equal 180° . Subtract the known angle from 180° to get the size of the other (unknown) cointerior angle.
32	Alternate angles are equal. Find the sizes of vertically opposite and alternate angles.
33 - 34	Find the sizes of the unknown angles: corresponding, alternate, vertically opposite and cointerior.
35 - 36	This is a test. Find the sizes of all kinds of angles. Check the answers. If not correct, think and try again.
VIII	Progress chart.

5. Reflex angle.

A reflex angle is larger than 180° and smaller than 360° .

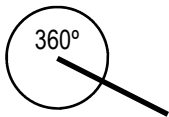
It is more than half a turn.

To find the **size** of a reflex angle, measure the smaller angle, formed by the arms of the reflex angle, and subtract this from 360° .



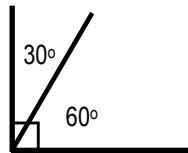
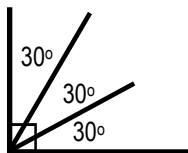
$$360^\circ - 60^\circ = 300^\circ$$
$$a = 300^\circ$$

6. Revolution.



A revolution is a complete turn of 360° .
It is a full circle.

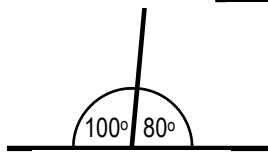

7. Complementary angles.



Complementary angles are angles that add up to 90° .

$$60^\circ + 30^\circ = 90^\circ$$

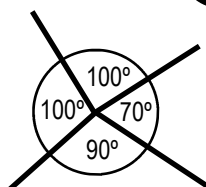
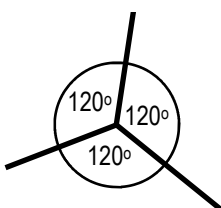
8. Supplementary angles.



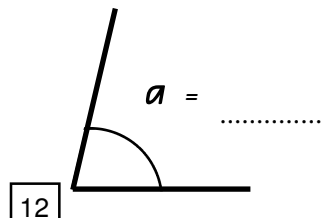
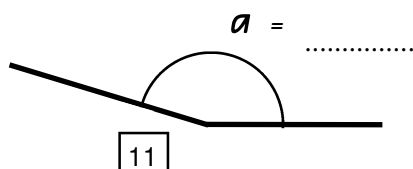
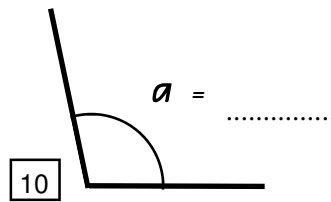
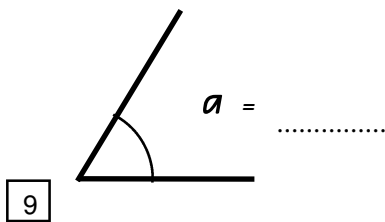
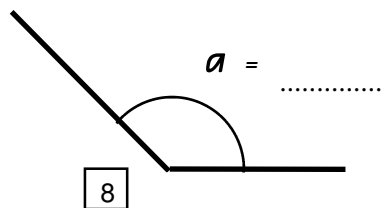
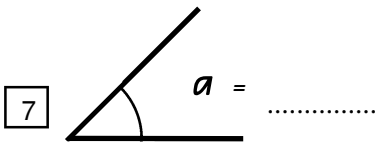
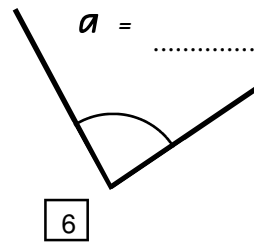
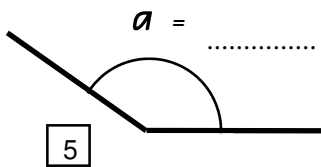
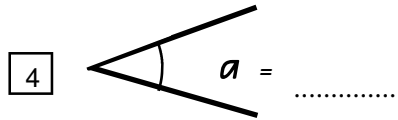
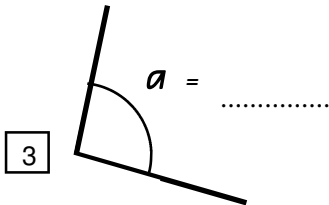
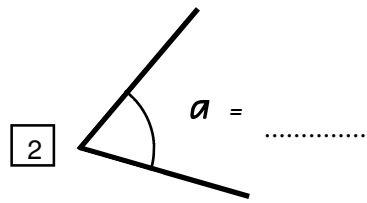
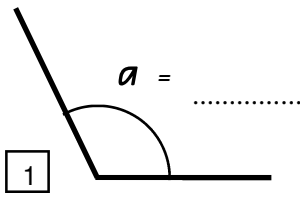
Supplementary angles form a straight line and add up to 180° .

$$100^\circ + 80^\circ = 180^\circ$$

9. Angles at a point.



Angles at a point (one revolution) add up to 360° .



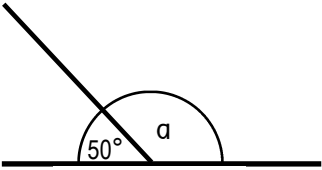
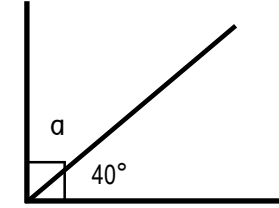
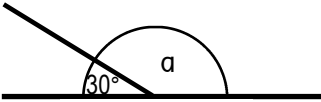
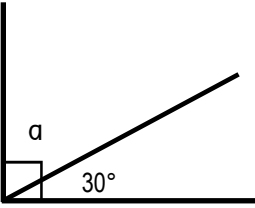
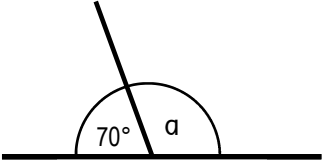
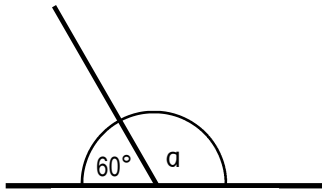
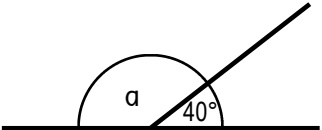
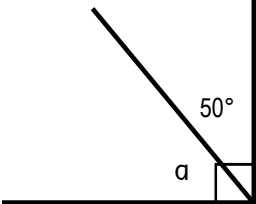
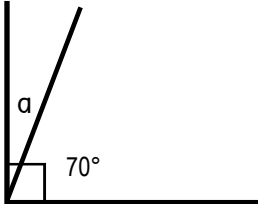
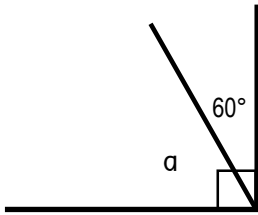
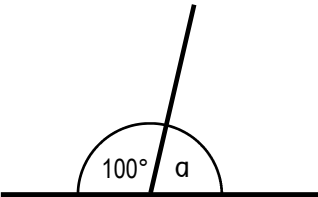
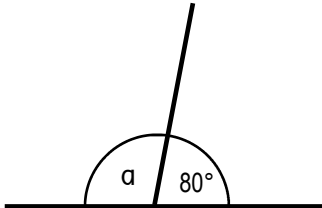
Answers LUK

35°	7
145°	10
90°	4
135°	6
100°	2
80°	5
165°	9
60°	3
45°	1
85°	11
115°	8
65°	12

Measure the angles. Write the degree in the angles, find and cross off the answers.

LUK: The number next to the answers is the number to put the tile on in the LUK box.



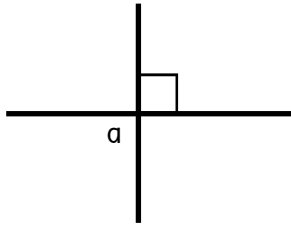
<p>1 $\angle a =$</p> 	<p>2 $\angle a =$</p> 	<p>3 $\angle a =$</p> 
<p>4 $\angle a =$</p> 	<p>5 $\angle a =$</p> 	<p>6 $\angle a =$</p> 
<p>7 $\angle a =$</p> 	<p>8 $\angle a =$</p> 	<p>9 $\angle a =$</p> 
<p>10 $\angle a =$</p> 	<p>11 $\angle a =$</p> 	<p>12 $\angle a =$</p> 

Answers	60°	20°	110°	100°	120°	40°	130°	80°	140°	50°	30°	150°
LUK	5	2	1	10	4	9	12	8	11	3	6	7

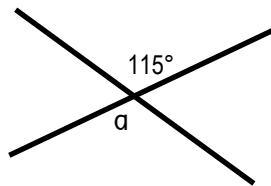
Find the unknown angle. Stop, look and think.
 Complementary angles add up to 90°, supplementary angles add up to 180°. Check and cross off the answers.



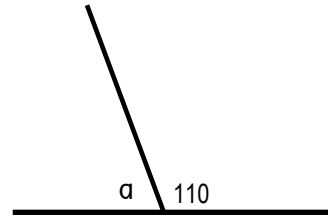
1 $\angle a =$



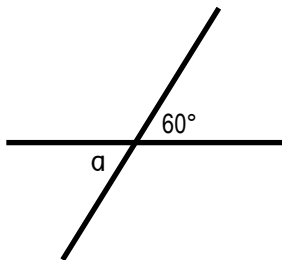
2 $\angle a =$



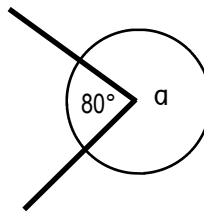
3 $\angle a =$



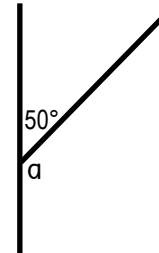
4 $\angle a =$



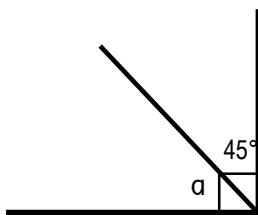
5 $\angle a =$



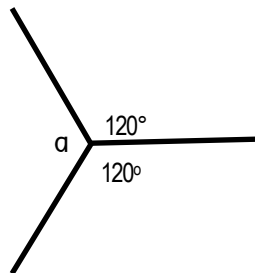
6 $\angle a =$



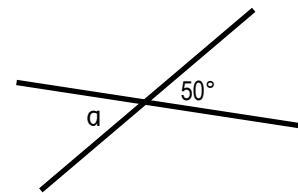
7 $\angle a =$



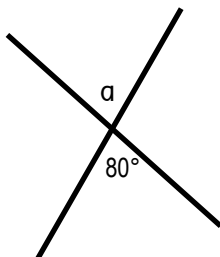
8 $\angle a =$



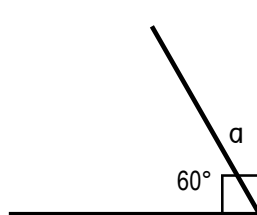
9 $\angle a =$



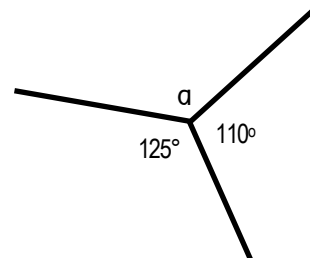
10 $\angle a =$



11 $\angle a =$



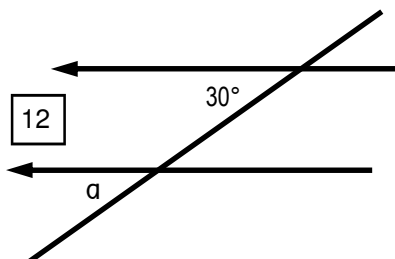
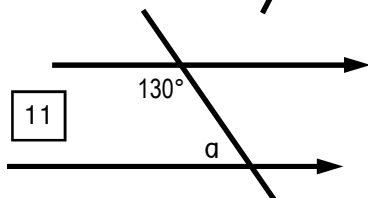
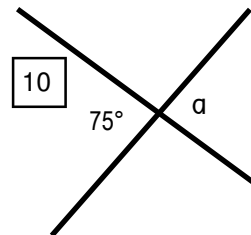
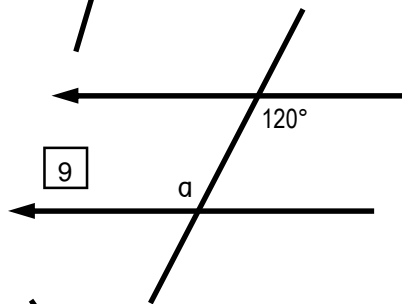
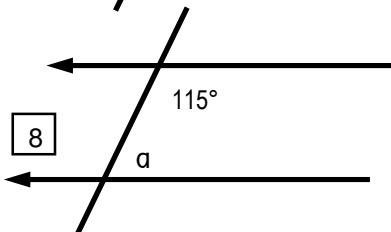
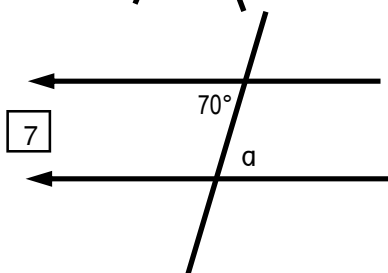
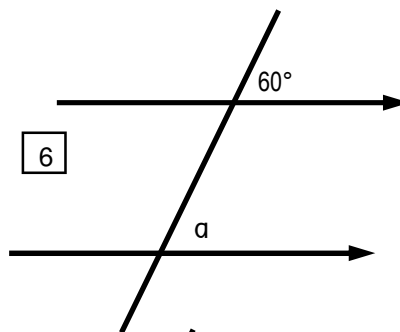
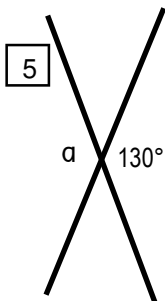
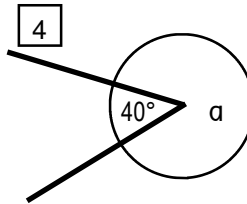
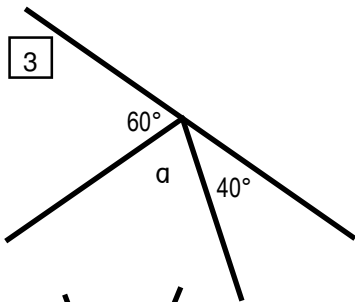
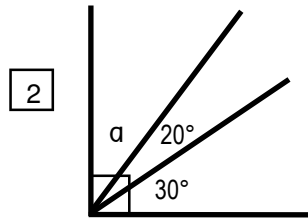
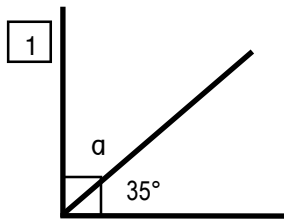
12 $\angle a =$



Answers	50°	60°	90°	45°	280°	115°	120°	80°	70°	130°	30°	125°
LUK	3	6	11	12	10	1	7	5	4	8	9	2

Vertically opposite angles are equal. Complementary angles add up to 90°, supplementary add up to 180°, angles at a point add up to 360°. Find the unknown angles.





Answers LUK

80°	4
130°	10
60°	5
55°	2
70°	1
65°	6
40°	12
50°	9
30°	11
320°	7
120°	3
75°	8

Find the sizes of angles "a".
Be careful, think. This is a test.
Check the answers. If not correct, think and try again.

