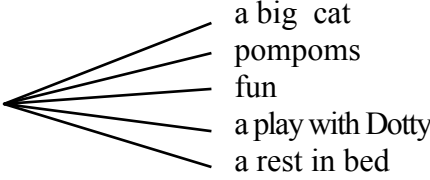
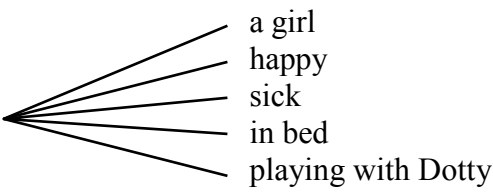
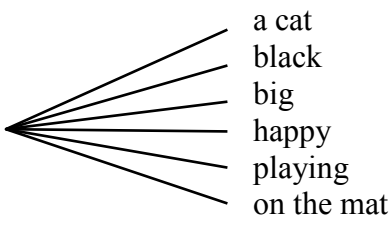
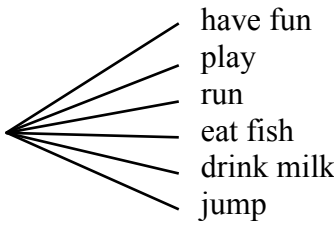


CONTENTS

pages	Activities	Outcomes
1, 2, 3, 4, 5, 6	Read the Story. Read the sentences, fill in the missing words by matching the two sets of sentences (above and below the picture).	Understands that print carries a message.
7, 8, 9	Complete each sentence. Use the words from the word list.	Reads and comprehends the meaning of each sentence.
10, 11, 12, 13	Write a story about Kim and Dotty using the sentence patterns.	Shows awareness of word segmentation and spatial orientation.
10	Kim has  <ul style="list-style-type: none">a big catpompomsfuna play with Dottya rest in bed	Reads a sentence fluently, stops at full stops.
11	Kim is  <ul style="list-style-type: none">a girlhappysickin bedplaying with Dotty	Combines words in sentences to express a meaning. Looks for visual patterns and word sequences to decode printed material.
12	Dotty is  <ul style="list-style-type: none">a catblackbighappyplaying on the mat	Writes between the lines. Reads back what he/she has written.
14	Dotty loves to  <ul style="list-style-type: none">have funplayruneat fishdrink milkjump	Uses analogy to spell words. Reads using visual and phonic clues. Learns how to construct sentences: subject - verb - objects.


pages	Activities	Outcomes
14	Word search using words from previous activities. Words are organised horizontally. Write matching words under the pictures.	Word search provides a hands on way to study words.
15	Word search using words from previous activities. Words are organised vertically and horizontally.	Develops generalisation about spelling.
16	Word search using words from previous activities. Words are organised vertically.	Focuses on specific forms of spelling.
17	Read the sentences and join them with their matching pictures.	Searches for words that fit the pattern and the meaning.
18	Write the corresponding sentences to the pictures. Use page 17 to copy the sentences or cut out and glue a sentence to each picture.	Forms a sentence confidently. Checks and corrects his/her written sentences by comparing them with ready made sentences. Copies words and short sentences accurately.
19	Question, "Where is -" answer. Read the questions. Write the answers. Use page 29.	
20	What is Dotty doing? Write the answers. Use page 29.	
21	Question; Answer. "Is Dotty - ?" Answer Yes or No. Write what is Dotty doing. Match the picture with the answer.	Uses word familiarity and concept formation, to develop better reading and spelling skills.
22, 23	Write a describing sentence to match each picture. Sentences to use are on page 28.	
24, 25 26	Write a story about Kim. Write a story about Dotty. Write a story about Kim and Dotty. Write sentences about the pictures. Sentences are on page 29.	Combines words in sentences to enable a reader to understand what has been written. Writing must make sense to the writer and reader.
27	Sentences to use for pages 19, 20, 21.	
28	Sentences to use for pages 22, 23, 24.	
29	Sentences to use for pages 25, 26, 27.	Understands how to construct sentences to express a particular meaning.

Dotty is a big cat.

Dotty is black.

She has 4 white dots on her back,
that is why Kim calls her cat Dotty.

Dotty is a happy cat.



Dotty is a _____ cat.

Dotty is _____ .

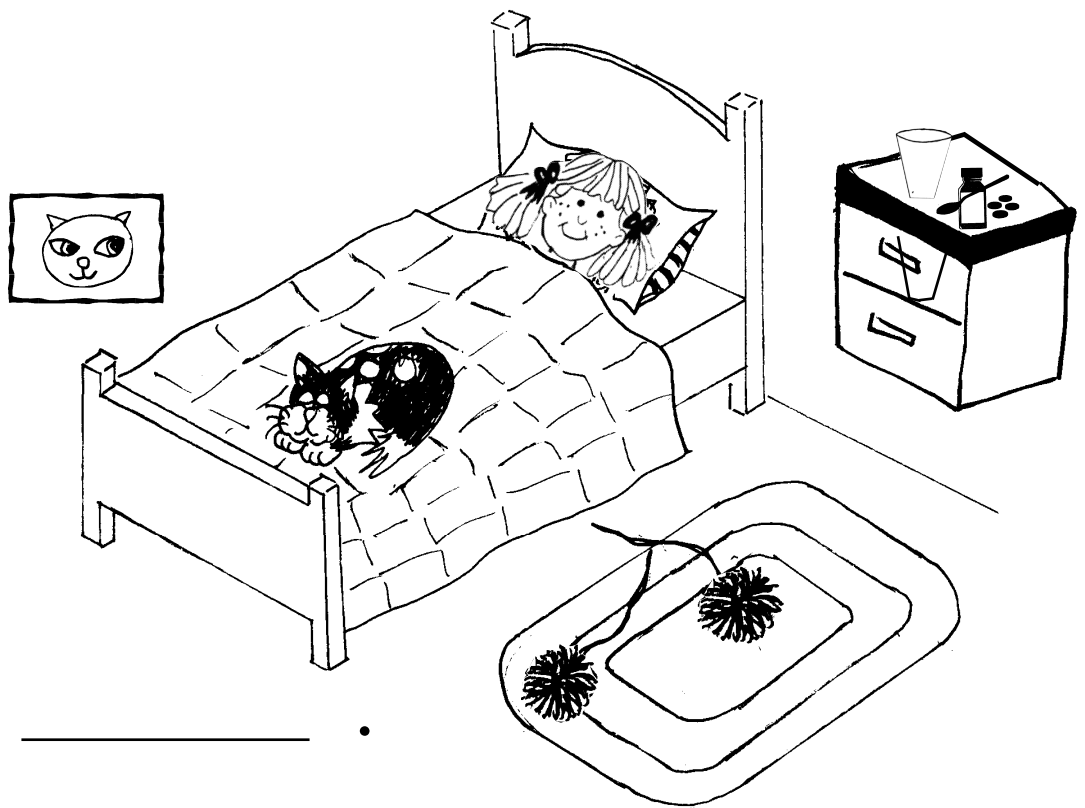
She has 4 white _____ on
her back.

Dotty is a _____ cat.

Teachers Notes: Read the story. Compare the second section with the first.
Underline the matching clauses, circle the missing parts.
Fill in the missing words.

Read About Write About
© Jays' Education

Kim is sick. She is in bed.
Kim can not play with Dotty.
Dotty is sad.
Dotty jumps on Kim's bed.
Kim and Dotty are happy in bed.



Kim is _____ .

She is in _____ .

Kim can not _____ with _____ .

Dotty jumps on _____ .

Kim and Dotty are _____ in bed.

Teachers Notes: Read the story. Compare the second section with the first.
Underline the matching clauses, circle the missing parts.
Fill in the missing words.

Read About Write About
© Jays' Education



Dotty is

a cat


black

big

happy

playing

on the mat




Write a story about Dotty.

.....


Teachers Notes: Make up some sentences and write them on the lines.

Read About Write About
© Jays' Education


Where is Kim?




Where is Dotty?




Where is the pompom?



Where is the fish?




Where is Dotty?



Teachers Notes: Write the answers to match the pictures. Answers are on page 27.

Write a story about Dotty.



Teachers Notes: Use the pictures to recount the story. Sentences to copy are on page 29.