

< BACK TO:

CONTENTS


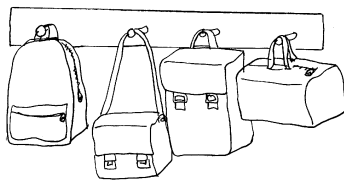
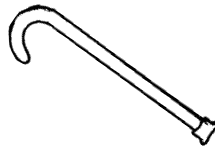



Pages	ACTIVITIES and	OUTCOMES
1-9	Short vowel "a" and long vowel "a" words.	
1	Join the "a" words from both lists with the matching pictures.	Students will understand that e changes short vowel "a", as in ant, into a long vowel "a", as in ape.
2	Choose words from both list of "a" words and write them under matching pictures. Circle the long vowel "a" words.	Students develop the ability to hear and distinguish 2 different sounds in words.
3	Pick only long vowel "a" words and write them on the lines (rungs).	Students learn to represent sounds heard in words with matching letters.
4	Match the words from the list of long vowel "a" words and write them under the pictures.	
5	Write the missing "a" words.	Students understand that some sounds can be represented by more then one letter.
6	Answer the questions using the picture clues.	
7	Unjumble the words to make a correct sentence using a picture clue. Circle the "a" words.	Visual or auditory clues will trigger an instant recall.
8	Word search using both short and long vowel words. Write missing "a" words to complete a sentence.	Students begin to use analogy to spell new words.
9	A Job for Dale - short story. Circle the "a" words. Fill in missing words to finish each sentence.	Students will identify common patterns and apply them in reading or writing.
10-19	Short vowel "i" and long vowel "i" words.	
10	Join the "i" words from both lists with the matching pictures.	Students will understand that e changes short vowel "i", as in ink, into a long vowel "i", as in idle.
11	Write the words from the list under the pictures.	
12	Circle the words matching the pictures.	
13	Pick the correct words and write them on the quilts.	Students look for visual patterns as well as auditory ones to form words.
14	Circle the words matching the pictures.	
15	21 "i" words containing 7 sets of 3 rhyming words. Write a matching set of rhyming words in each of the parachutes.	Students use analogy to spell new words.
16	Unjumble the "i" words to make a sentence. Use the picture clues. Circle the "i" words.	Students improve the accuracy with which they locate and select appropriate words.
17	Word search using "i" words. Fill in the missing words to complete a sentence.	Students develop generalisations about spelling patterns.
18	The Bike ride. A short story using "i" words. Answer 2 comprehension questions.	Students will develop confidence in choosing correct spelling patterns.
19	Make up sentences using the given patterns.	

Pages	ACTIVITIES and	OUTCOMES
20-26	Short "o" vowel words and long "o" vowel words.	Students will understand that e changes short vowel "o", as in octopus into a long vowel "o", as in oval. Students build word families based on learnt patterns. Students use visual strategies and auditory patterns to form and read silent e words. Students understand the rule of a silent e (magic e) as a specific aspect of language use. Students focus on the specific phoneme grapheme relationship.
20	Write the "o" words from the list under the matching pictures.	
21	Circle the words matching the pictures.	
22	Write the list words under the pictures.	
23	Sort out the "o" words into 2 groups. Write each short vowel "o" word on the box and the long vowel "o" word on the pole.	
24	Unjumble the words to make a sentence. Circle the long vowel "o" words.	
25	Word search. Use both lists - the short and long vowel "o" words. Write the missing "o" words in each sentence. Use the number clues.	
26	Tom's Joke. Read the story. Circle all the long vowel "o" words. Answer the question about Tom's Joke.	
27-33	Short vowel "u" and long vowel "u" words.	The magic e changes short vowel "u", as in up into a long vowel "u", as in ute. Students group words according to the way in which they are spelt. Students understand that definite patterns are formed. Students use meaning and context when spelling words. Students identify and generalise common patterns.
27	Write the words from the "u" list under the pictures.	
28	Write the long vowel "u" words under the pictures.	
29	Choose and circle long vowel "u" words matching the picture.	
30	Unjumble the words to make a sentence. Circle the long vowel words.	
31	Word search. Use both lists - the short and long vowel "u" words. Write the missing "u" words in each sentence.	
32	Short story, Luke Made a Fuss. Read the story. Circle all long vowel words. Finish each sentence using words from the story.	
33	Write the long vowel words from the circle under the pictures.	

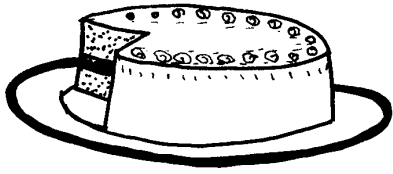
hat
can
tap
man
man
rack
back
pan




tape
hate
pane
rake
rake
mane
bake
cane




Teachers' Notes: Join the words with the matching pictures. Circle the silent (magic) e. Cut out the words, pair them and glue them in pairs in a word book.



The cake is on the _____.



The cat is on the _____.



Kate is _____ for work.




The cat loves _____.



Matt is Pat's best _____.



Kate lost her _____.



What is the _____ doing?



The cat _____ a rat.

gate Kate plate skate mate late chased ape

Teachers' Notes: Write the missing words on the lines.

Word Search



1 Tim

9 Time

2 rip

10 ripe

3 bit

11 bite

4 sit

12 side

5 pin

13 pine

6 rid

14 ride

7 win

15 wine

8 Kit

16 kite

T	i	m	e	k	i	t	e	p
i	r	i	d	e	r	i	p	i
m	b	i	t	w	i	n	i	n
i	i	K	s	i	d	e	n	e
t	t	i	i	n	e	h	i	m
e	e	t	t	e	r	i	p	e


_____ may _____ a free _____

in a _____ Zone.

_____ likes to _____ under a _____.

A _____ had a _____

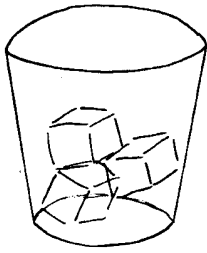
and fell on its _____.




Fill in the words. Use the number clues.

Teachers' Notes: Complete the word search. Compare the two lists of words, with and without the magic e. Fill in the missing words, to create a story.







Luke his cubes ice drink puts in



June a mule likes ride to on



The huge was animal dinosaur a



My likes sit to on pup the ute



The bad fumes are very you for

