


CONTENTS

Contents	III
List of Worksheets	VI - V
Introduction	VI
Worksheets	1 - 39
Answer sheets	VII - X
How to use the LUK (TUTOR®)	XI
LUK (Tutor®) patterns	XII - XIV
Notes and coins to cut out and use	XV
Progress chart	XVI
Author	XVII


Page	Section	Activities	Outcomes
1	Subtraction algorithms.	Subtract 10 from numbers up to 50.	Develops the skill of subtraction with zero in the tens place and/or zero in the ones place.
2	Subtracting tens.	Subtract 10 from numbers up to 50	
3	Pages 1 to 18 may be used with the Tutor® system.	Subtract 20 from numbers up to 50.	
4		Subtract \$20 from numbers up to 55.	
5		Subtract 30 from numbers up to 55.	
6		Subtract 40 from numbers up to 65.	
7		Subtract 10 or 20 or 30 or 40 from numbers up to 50.	
8		Subtract 50 from numbers up to 75.	
9		Subtract 60 from numbers up to 85.	
10	Subtraction algorithms.	Subtract 10 to 15 from numbers up to 60.	Starts subtracting ones from the ones column and then the tens from the tens column to prepare for subtracting with regrouping.
11	Subtracting tens and ones. Pages 1 to 18 may be used with the Tutor® system.	Subtract 21 to 25 from numbers up to 80.	
12		Subtract 30 to 35 from numbers up to 80.	
13		Subtract 40 to 45 from numbers up to 90.	
14		Subtract 50 to 55 from numbers up to 90.	
15		Subtract 20 to 55 from numbers up to 99.	
16		Subtract 50 to 66 from numbers up to 99.	
17		Subtract 30 to 81 from numbers up to 99.	
18		Subtract 50 to 82 from numbers up to 99.	
			Uses notes and coins to reinforce the recall of number facts.
			Checks the answers and compares them with the answers on the answer sheet.
			Reads numbers correctly when checking for accuracy.
			Uses a calculator to verify the answers.

Page	Section	Activities	Outcomes
19	Number Sentences	Subtract tens from a two – digit number. Groups of Counters.	Links concrete, visual, verbal and symbolic representations.
20	and	Subtract multiples of 10 cent coins from a two – digit number.	
21-22	Problem Solving	Subtract multiples of \$10 from a two – digit number.	Reinforces the concept of place value. Subtracts the ones from the ones and the tens from the tens.
23	Subtracting	Subtract multiples of \$1 from a two – digit number.	
24	tens and ones	Subtract multiples of 10 cents and a 5 cent from a two – digit number.	
25	Using money	Subtract multiples of 10 cents and a 5 cent from a two – digit number. Grid.	Relates the concept of tens and ones to the monetary concept of 10c pieces and a 5c, \$10 notes and one dollar coins..
26		Subtract multiples of 10 cents and a 5 cent from 75 cents.	
27-28		Subtract the price of each item from a 2 digit number representing each child's saving (to 96).	
29		To be used with pages 30 to 39 to change subtraction sentences into vertical algorithms to work out the differences.	Counts back using fives and ones to calculate differences.
30		Subtract multiples of 10 cents and a 5 cent from 85 cents.	Learns to apply the concept of the 10 base system to everyday living skills.
31		Subtract multiples of 10 cents and a 5 cent from 65c, 75c, 85c and 95c. Wheels.	
32	Number sentences	Subtract 10 from numbers up to 55.	Relates the subtraction system to the budget system: – saved → → spent → left over -.
33	Using money	Subtract 20 from numbers up to 45.	
34	Pages 32 to 39 may be used with the Tutor® system.	Subtract 10 and 20 from numbers up to 56.	Uses repeated subtraction to work out the difference.
35		Subtract 30 from numbers up to 78.	
36		Subtract 20 and 30 from numbers up to 50.	Gets familiar with mental computation.
37		Subtract 40 from numbers up to 88.	Uses variety of strategies to solve subtraction problems.
38		Subtract 20, 30 and 40 from numbers up to 57.	
39		Subtract 50 from numbers up to 95.	Uses calculator to verify the answers.


1


$$\begin{array}{r} 29 \\ -10 \\ \hline \end{array}$$


2


$$\begin{array}{r} 33 \\ -10 \\ \hline \end{array}$$


3


$$\begin{array}{r} 26 \\ -10 \\ \hline \end{array}$$


4


$$\begin{array}{r} 30 \\ -10 \\ \hline \end{array}$$


5


$$\begin{array}{r} 37 \\ -10 \\ \hline \end{array}$$


6


$$\begin{array}{r} 34 \\ -10 \\ \hline \end{array}$$


7


$$\begin{array}{r} 39 \\ -10 \\ \hline \end{array}$$


8


$$\begin{array}{r} 35 \\ -10 \\ \hline \end{array}$$

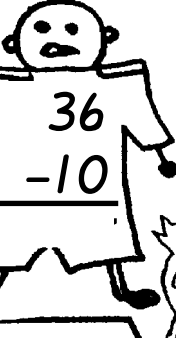
9


$$\begin{array}{r} 25 \\ -10 \\ \hline \end{array}$$


10


$$\begin{array}{r} 38 \\ -10 \\ \hline \end{array}$$


11


$$\begin{array}{r} 36 \\ -10 \\ \hline \end{array}$$


12


$$\begin{array}{r} 40 \\ -10 \\ \hline \end{array}$$


13


$$\begin{array}{r} 23 \\ -10 \\ \hline \end{array}$$


14


$$\begin{array}{r} 27 \\ -10 \\ \hline \end{array}$$


15


$$\begin{array}{r} 31 \\ -10 \\ \hline \end{array}$$


16


$$\begin{array}{r} 24 \\ -10 \\ \hline \end{array}$$


17


$$\begin{array}{r} 21 \\ -10 \\ \hline \end{array}$$


18


$$\begin{array}{r} 32 \\ -10 \\ \hline \end{array}$$


19


$$\begin{array}{r} 22 \\ -10 \\ \hline \end{array}$$


20


$$\begin{array}{r} 41 \\ -10 \\ \hline \end{array}$$


21


$$\begin{array}{r} 43 \\ -10 \\ \hline \end{array}$$


22


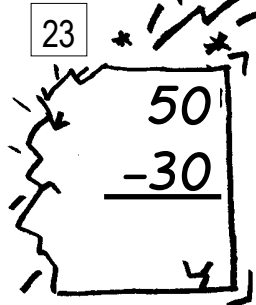
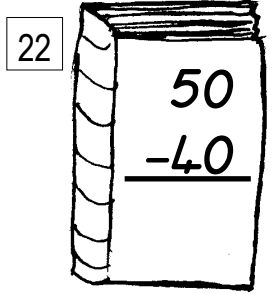





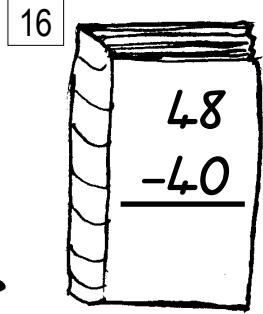



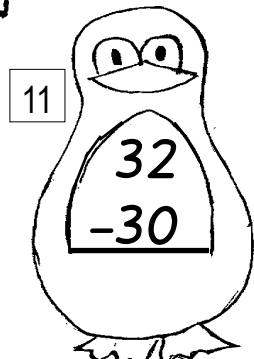




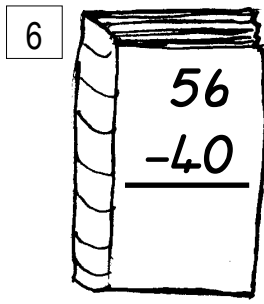






$$\begin{array}{r} 28 \\ -10 \\ \hline \end{array}$$

23


$$\begin{array}{r} 42 \\ -10 \\ \hline \end{array}$$

24


$$\begin{array}{r} 20 \\ -10 \\ \hline \end{array}$$



1 $99 - 86$

2 $99 - 66$

3 $99 - 69$

4 $99 - 73$

5 $87 - 76$

6 $97 - 63$

7 $98 - 71$

8 $89 - 82$

9 $96 - 55$

10 $87 - 63$

11 $99 - 55$

12 $89 - 61$

13 $99 - 74$

14 $96 - 75$

15 $79 - 50$

16 $89 - 75$

17 $68 - 53$

18 $99 - 57$

19 $78 - 62$

20 $85 - 42$

21 $99 - 52$

22 $88 - 66$

23 $98 - 66$

24 $89 - 53$

Shopping for pets.



$$\$36 - \$6 = \square$$



$$\$42 - \$2 = \square$$



$$\$34 - \$4 = \square$$



$$\$27 - \$7 = \square$$



$$\$43 - \$3 = \square$$



$$\$45 - \$5 = \square$$

Cross out the coins needed to pay for each pet.
How much do you have left?

- 1 $59 - 30 =$ _____
- 2 $55 - 30 =$ _____
- 3 $58 - 30 =$ _____
- 4 $84 - 30 =$ _____
- 5 $69 - 30 =$ _____
- 6 $56 - 30 =$ _____
- 7 $67 - 30 =$ _____
- 8 $71 - 30 =$ _____
- 9 $57 - 30 =$ _____
- 10 $70 - 30 =$ _____
- 11 $72 - 30 =$ _____
- 12 $68 - 30 =$ _____
- 13 $65 - 30 =$ _____
- 14 $61 - 30 =$ _____
- 15 $63 - 30 =$ _____
- 16 $66 - 30 =$ _____
- 17 $73 - 30 =$ _____
- 18 $64 - 30 =$ _____
- 19 $74 - 30 =$ _____
- 20 $77 - 30 =$ _____
- 21 $75 - 30 =$ _____
- 22 $62 - 30 =$ _____
- 23 $78 - 30 =$ _____
- 24 $76 - 30 =$ _____

Work out the differences using cut out notes and coins. Verify the answers using a calculator.

